

## INTRODUCTION

Nantong Intlevel Trade Co. Ltd., is located in Nantong City, Jiangsu Province which is about 100KM from Shanghai. Intlevel owns three manufactories of steel hardware and 3,000 square meters logistics warehouse, Intlevel is specialized in construction stampings, fasteners and automobile parts. We produce and supply whole series of screws, nails, bolts, nuts, threaded rods, anchors, couplers, stampings, connecting parts, plastic parts, pipes, chains, etc. Our products reach the international quality standard, such as DIN, BS, ANSI, JIS and so on.

Our company has established the scientific quality management system, have passed the authorization and the audit of ISO9001 Quality System. Thus, our products are popular in Europe & USA and Japan & Korea.

“Excellent Quality, Perfect Services and Competitive Prices” is our eternal faith. We always do our utmost to create value for our customers.



## CATALOGUE

**STAMPING PARTS----- 1-10**

**ANCHORS-----11-26**

**FASTENERS-----27-38**

**CLAMPS ----- 39-43**

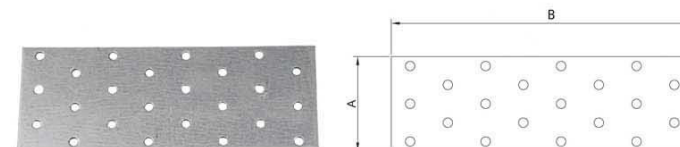
**CERTIFICATES-----44**

# STAMPING PARTS

NANTONG INTLEVEL TRADE CO., LTD.



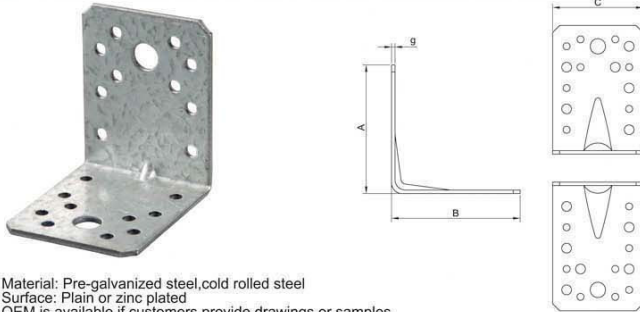
## Perforated Nail Plate CE



Material: Pre-galvanized steel, cold rolled steel  
Surface: Plain or zinc plated  
OEM is available if customers provide drawings or samples.

CODE	SIZE	A (MM)	B (MM)	UNIT WEIGHT G/PC
INT11301/035100	35x100x2.5	35	100	61.90
INT11301/035200	35x200x2.5	35	200	123.80
INT11301/040100	40x100x2.0	40	100	59.70
INT11301/040120	40x120x2.0	40	120	71.70
INT11301/040160	40x160x2.0	40	160	95.50
INT11301/040080	40x80x2.0	40	80	47.80
INT11301/055140	55x140x2.5	55	140	139.70
INT11301/060140	60x140x2.0	60	140	125.40
INT11301/060160	60x160x2.0	60	160	143.30
INT11301/060200	60x200x2.0	60	200	179.10
INT11301/060240	60x240x2.0	60	240	215.00
INT11301/065180	65x180x2.5	65	180	210.60
INT11301/080200	80x200x2.0	80	200	238.90
INT11301/080240	80x240x2.0	80	240	286.60
INT11301/080300	80x300x2.0	80	300	358.30
INT11301/090210	90x210x2.5	90	210	351.00
INT11301/100200	100x200x2.0	100	200	298.60
INT11301/100240	100x240x2.0	100	240	358.30
INT11301/100260	100x260x2.0	100	260	388.10
INT11301/100300	100x300x2.0	100	300	447.90
INT11301/100400	100x400x2.0	100	400	597.20
INT11301/120200	120x200x2.0	120	200	358.30
INT11301/120240	120x240x2.0	120	240	429.90
INT11301/120260	120x260x2.0	120	260	465.80
INT11301/120300	120x300x2.0	120	300	537.40
INT11301/140400	140x400x2.0	140	400	836.00
INT11301/160400	160x400x2.0	160	400	955.40
INT11301/200300	200x300x2.0	200	300	895.70

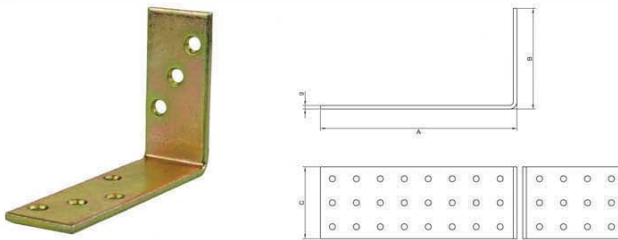
## Isosceles Reinforced Angle Bracket CE



Material: Pre-galvanized steel, cold rolled steel  
Surface: Plain or zinc plated  
OEM is available if customers provide drawings or samples.

CODE	SIZE	A (MM)	B (MM)	C (MM)	UNIT WEIGHT G/PC
INT11304/025025	25x25x17x2.0	25	25	17	12.30
INT11304/040040	40x40x17x2.0	40	40	17	20.40
INT11304/050050	50x50x17x2.0	50	50	17	25.70
INT11304/075075	75x75x17x2.0	75	75	17	39.00

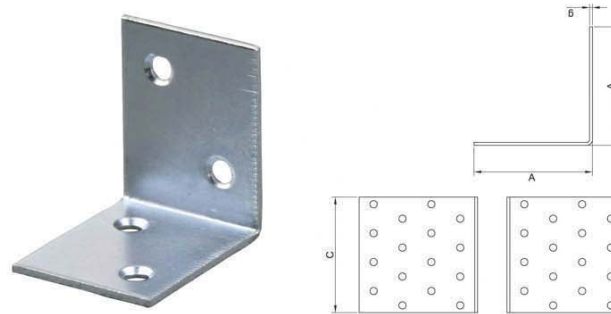
## Non-isosceles Angle Bracket CE



Material: Pre-galvanized steel, cold rolled steel  
Surface: Plain or zinc plated  
OEM is available if customers provide drawings or samples.

CODE	SIZE	A (MM)	B (MM)	C (MM)	UNIT WEIGHT G/PC
INT11303/06040	60x40x60x2.5	60	40	60	102.80
INT11303/08065	80x65x20x4.0	80	65	20	77.10
INT11303/15050	150x50x35x2.5	150	50	35	120.30
INT11303/20040	200x40x40x2.0	200	40	40	149.00
INT11303/30040	300x40x40x2.0	300	40	40	211.10
INT11303/40040	400x40x40x2.0	400	40	40	273.10

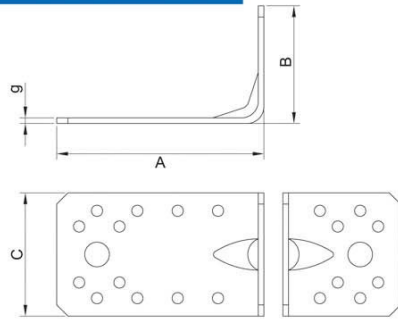
## Isosceles Angle Bracket CE



Material: Pre-galvanized steel, cold rolled steel  
Surface: Plain or zinc plated  
OEM is available if customers provide drawings or samples.

CODE	SIZE	A (MM)	C (MM)	UNIT WEIGHT G/PC
INT11302/030030	30x30x30x2.0	30	30	27.30
INT11302/040200	40x40x200x2.0	40	200	238.90
INT11302/040040	40x40x40x2.0	40	40	47.80
INT11302/040060	40x40x60x2.0	40	60	71.70
INT11302/050035	50x50x35x2.5	50	35	61.90
INT11302/060100	60x60x100x2.0	60	100	179.20
INT11302/060040	60x60x40x2.0	60	40	71.70
INT11302/060060	60x60x60x2.0	60	60	107.50
INT11302/060080	60x60x80x2.0	60	80	143.30
INT11302/070055	70x70x55x2.5	70	55	139.70
INT11302/080100	80x80x100x2.0	80	100	238.90
INT11302/080040	80x80x40x2.0	80	40	95.50
INT11302/080060	80x80x60x2.0	80	60	143.30
INT11302/080080	80x80x80x2.0	80	80	191.10
INT11302/090065	90x90x65x2.5	90	65	210.60
INT11302/100100	100x100x100x2.0	100	100	298.60
INT11302/100020	100x100x20x4.0	100	20	117.60
INT11302/100025	100x100x25x5.0	100	25	184.00
INT11302/100060	100x100x60x2.0	100	60	179.10
INT11302/100080	100x100x80x2.0	100	80	238.90
INT11302/105090	105x105x90x2.5	105	90	351.00
INT11302/125020	125x125x20x4.0	125	20	154.00
INT11302/150025	150x150x25x5.0	150	25	290.60

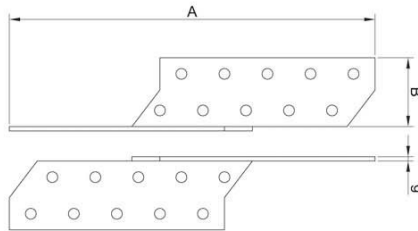
## Non-isoscele Reinforce Bracket



Material: Pre-galvanized steel, cold rolled steel  
Surface: Plain or zinc plated  
OEM is available if customers provide drawings or samples.

CODE	SIZE	A (MM)	B (MM)	C (MM)	UNIT WEIGHT G/PC
INT11305/090050	90x50x55x2.5	90	50	55	139.70
INT11305/070050	70x50x60x2.0	70	50	60	100.40

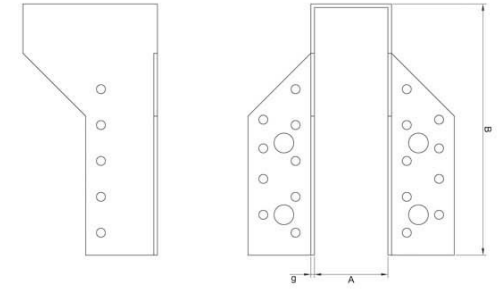
## Purlin Anchor



Material: Pre-galvanized steel, cold rolled steel  
Surface: Plain or zinc plated  
OEM is available if customers provide drawings or samples.

CODE	SIZE	A (MM)	B (MM)	UNIT WEIGHT G/PC
INT11308/17032L	170X32X100X2.0 L	170	32	94.30
INT11308/21032L	210X32X140X2.0 L	210	32	132.00
INT11308/25032L	250X32X180X2.0 L	250	32	169.80
INT11308/29032L	290X32X220X2.0 L	290	32	207.50
INT11308/17032R	170X32x100x2.0 R	170	32	94.30
INT11308/21032R	210X32X140X2.0 R	210	32	132.00
INT11308/25032R	250x32x180x2.0 R	250	32	169.80
INT11308/29032R	290x32x220x2.0 R	290	32	207.50

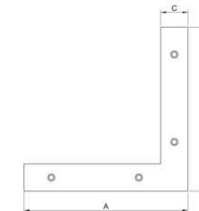

## Joist Hangers-Outer Bend



Material: Pre-galvanized steel, cold rolled steel  
Surface: Plain or zinc plated  
OEM is available if customers provide drawings or samples.

CODE	SIZE	A (MM)	B (MM)	UNIT WEIGHT G/PC
INT11307/041110	41x110x75x2.0	41	110	296.50
INT11307/045138	45X138X75X2.0	45	138	362.20
INT11307/051105	51x105x75x2.0	51	105	296.50
INT11307/051135	51X135X75X2.0	51	135	362.20
INT11307/051195	51x195x75x2.0	51	195	496.80
INT11307/060100	60x100x75x2.0	60	100	296.50
INT11307/060160	60x160x75x2.0	60	160	431.00
INT11307/070125	70x125x75x2.0	70	125	362.20
INT11307/076152	76X152X75X2.0	76	152	431.00
INT11307/080120	80x120x75x2.0	80	120	362.20
INT11307/080180	80x180x75x2.0	80	180	496.80
INT11307/100140	100x140x75x2.0	100	140	431.00

## Steel Perforated L Shaped Strap Ties



Material: Pre-galvanized steel, cold rolled steel  
Surface: Plain or zinc plated  
OEM is available if customers provide drawings or samples.

CODE	SIZE	A (MM)	C (MM)	UNIT WEIGHT G/PC
INT11306/150150	150x150x25x2.5	150	25	133.70
INT11306/200200	200X200X30X3.0	200	30	259.90

## Steel Perforated L Shaped Strap Ties



Material: Pre-galvanized steel, cold rolled steel  
Surface: Plain or zinc plated  
OEM is available if customers provide drawings or samples.

CODE	SIZE	A (MM)	C (MM)	UNIT WEIGHT G/PC
INT11306/150150	150x150x25x2.5	150	25	133.70
INT11306/200200	200x200x30x3.0	200	30	259.90

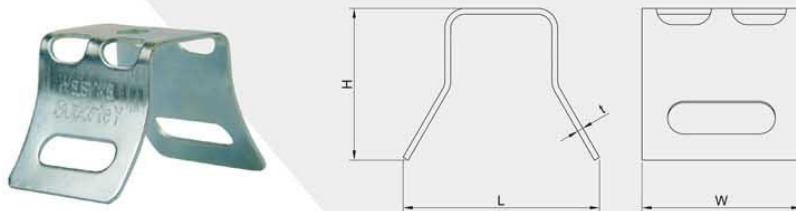
## Support Z Bracket



Material: Carbon Steel  
Surface: Zinc Plated  
OEM is available if you provide a drawing or sample

CODE	SIZE	L(MM)	W(MM)	H(MM)	THICKNESS(MM)	UNIT WEIGHT G/PC
INT11603	50x25x19x3/8	50	25	19	2	37.5

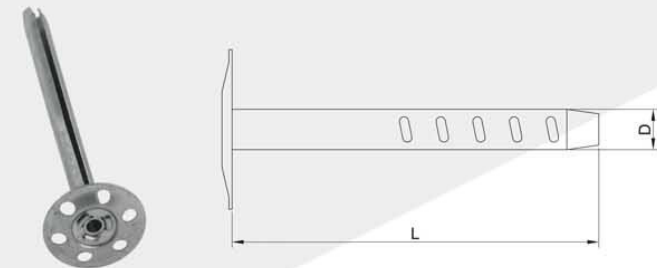
## Support Y Bracket



Material: Carbon Steel  
Surface: Zinc Plated  
OEM is available if you provide a drawing or sample

CODE	SIZE	L(MM)	W(MM)	H(MM)	THICKNESS(MM)	UNIT WEIGHT G/PC
INT11604	40.7x33x31.5x1.2	40.7	33	31.5	1.2	20.5

## Metal Insulation Nails

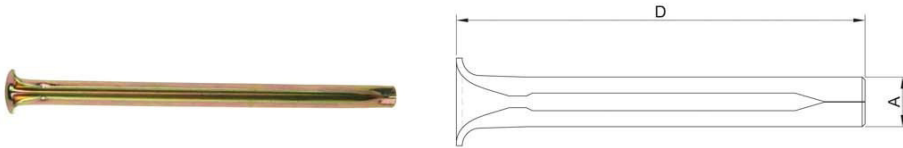


Material: Pre-galvanized steel  
Surface: Plain  
OEM is available if customers provide drawings or samples.

CODE	SIZE	D(MM)	L(MM)	THICKNESS(MM)	UNIT WEIGHT G/PC
INT11606/8060	8x60	8	60	0.7	13.00
INT11606/8090	8x90	8	90	0.7	17.20
INT11606/8110	8x110	8	110	0.7	20.00
INT11606/8140	8x140	8	140	0.7	24.20
INT11606/8170	8x170	8	170	0.7	30.20

## Express Nails


CE



Material: manganese steel  
Surface: zinc plated  
OEM is available if customers provide drawings or samples.

CODE	SIZE	A(MM)	D(MM)	THICKNESS(MM)	UNIT WEIGHT G/PC
INT11433/6060	6x60	6	60	0.8	5.50
INT11433/6080	6x80	6	80	0.8	7.65
INT11433/6100	6x100	6	100	0.8	9.80
INT11433/8070	8x70	8	70	1	10.90
INT11433/8090	8x90	8	90	1	14.20
INT11433/8110	8x110	8	110	1	17.30
INT11433/8130	8x130	8	130	1	20.80
INT11433/8150	8x150	8	150	1	23.50

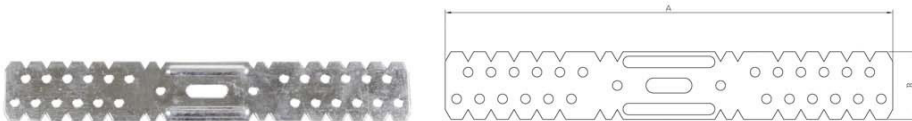
## Acoustic Bracket+EPDM Washer+Flat Washer



Material: Pre-galvanized steel, cold rolled steel  
Surface: Plain or zinc plated  
OEM is available if customers provide drawings or samples.

CODE	SIZE	A(MM)	B(MM)	C(MM)	UNIT WEIGHT G/PC
INT11605/7433	74x33x30x2.6	74	33	30	69
INT11605/3533	35x33x30x2.6	35	33	30	33.50

## Pre-galvanized Steel Ceiling Hanger



Material: Pre-galvanized steel  
Surface: Plain  
OEM is available if customers provide drawings or samples.

CODE	SIZE	A(MM)	B(MM)	UNIT WEIGHT G/PC
INT11601/295195	29.5x195x0.9	195	29.5	31.50
INT11601/295295	29.5x295x0.9	295	29.5	52.90

## Steel Banding

CE



Material: Pre-galvanized steel, cold rolled steel, Stainless Steel  
Type: Stright Type, Wave Type  
Surface: Plain, Clean, PVC Coating  
OEM: OEM is available if you provide a drawing or sample

CODE	SIZE	CODE	SIZE
INT10101/12075	12x0.75	INT10102/12080	12x0.8
INT10101/20075	20x0.75	INT10102/17080	17x0.8
INT10101/25075	25x0.75	INT10102/26100	26x1.0
INT10101/25100	25x1.0	INT10102/25080	25x0.8
INT10101/1704	17x0.4	INT10102/3424GA	3/4X24GA (0.65MM)
INT10101/1904	19x0.4	INT10102/1224GA	1/2X24GA(0.65MM)
INT10101/1905	19x0.5	INT10102/1222GA	1/2X22GA(0.80MM)

# ANCHORS

NANTONG INTLEVEL TRADE CO., LTD.




## Strike Pin Anchor(Washer+Nut)



Material: Carbon Steel, Stainless Steel  
Surface: Zinc Plated, Clean  
OEM: OEM is available if you provide a drawing or sample

CODE	SIZE	D (INCH)	L (INCH)	UNIT WEIGHT G/PC
INT11412/14134	1/4x1-3/4	1/4"	1-3/4"	14.45
INT11412/14238	1/4x2-3/8	1/4"	2-3/8"	17.98
INT11412/516200	5/16x2	5/16"	2"	24.71
INT11412/516234	5/16x2-3/4	5/16"	2-3/4"	31.85
INT11412/38238	3/8x2-3/8	3/8"	2-3/8"	38.85
INT11412/38312	3/8x3-1/2	3/8"	3-1/2"	54.08
INT11412/38434	3/8x4-3/4	3/8"	4-3/4"	89.42
INT11412/12234	1/2x2-3/4	1/2"	2-3/4"	88.23
INT11412/12312	1/2x3-1/2	1/2"	3-1/2"	105.68
INT11412/12434	1/2x4-3/4	1/2"	4-3/4"	133.14
INT11412/12600	1/2x6	1/2"	6"	161.2
INT11412/58400	5/8x4	5/8"	4"	225.94
INT11412/58600	5/8x6	5/8"	6"	299.26
INT11412/34500	3/4x5	3/4"	5"	368
INT11412/34600	3/4x6	3/4"	6"	378
INT11412/34712	3/4x7-1/2	3/4"	7-1/2"	519.91

## Metal Ceiling Anchor



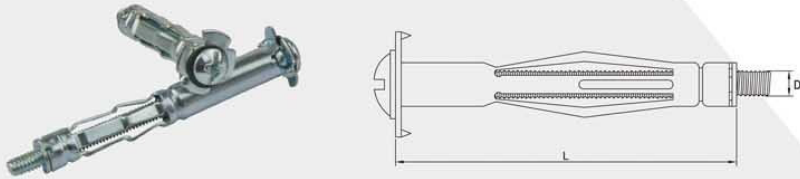
Material: Carbon Steel  
Surface: Plain, Yellow Zinc, White Zinc  
OEM is available if customers provide drawings or samples.

CODE	SIZE	D (MM)	L (MM)	UNIT WEIGHT G/PC
INT11434/635	6x35	6	35	10.90
INT11434/640	6x40	6	40	12.45
INT11434/665	6x65	6	65	17.80

# ANCHORS

NANTONG INTLEVEL TRADE CO., LTD.

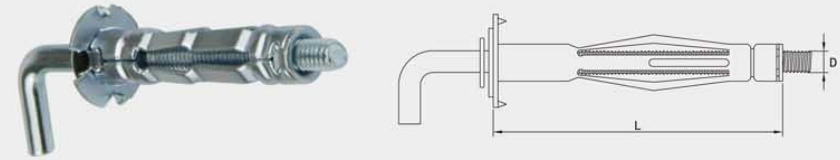
## Hollow Wall Anchor With Machine Screw



Material: Carbon Steel  
Surface: Plain, Yellow Zinc, White Zinc  
OEM is available if customers provide drawings or samples.

CODE	SIZE	D (MM)	L (MM)	UNIT WEIGHT G/PC
INT11414/420	M4-0.7x20	4	20	4.80
INT11414/432	M4-0.7x32	4	32	6.50
INT11414/438	M4-0.7x38	4	38	7.40
INT11414/446	M4-0.7x46	4	46	8.40
INT11414/460	M4-0.7x60	4	60	10.50
INT11414/537	M5-0.8x37	5	37	12.20
INT11414/552	M5-0.8x52	5	52	15.50
INT11414/565	M5-0.8x65	5	65	18.80
INT11414/580	M5-0.8x80	5	80	22.40
INT11414/637	M6-1.0x37	6	37	15.40
INT11414/652	M6-1.0x52	6	52	21.00
INT11414/665	M6-1.0x65	6	65	26.40
INT11414/680	M6-1.0x80	6	80	30.60

## L Hook Screw Metal Hollow Wall Anchor



Material: Carbon Steel  
Surface: Plain, Yellow Zinc, White Zinc  
OEM is available if customers provide drawings or samples.

CODE	SIZE	D (MM)	L (MM)	UNIT WEIGHT G/PC
INT11415/432	M4-0.7x32	4	32	8.20
INT11415/438	M4-0.7x38	4	38	9.40
INT11415/552	M5-0.8x52	5	52	18.00
INT11415/652	M6-1.0x52	6	52	27.00
INT11415/665	M6-1.0x65	6	65	32.00

## C Hook Screw Metal Hollow Wall Anchor



Material: Carbon Steel  
Surface: Plain, Yellow Zinc, White Zinc  
OEM is available if customers provide drawings or samples.

CODE	SIZE	D (MM)	L (MM)	UNIT WEIGHT G/PC
INT11416/432	M4-0.7x32	4	32	9.00
INT11416/438	M4-0.7x38	4	38	10.10
INT11416/460	M4-0.7x60	4	60	12.00
INT11416/552	M5-0.8x52	5	52	20.50

## O Hook Screw Metal Hollow Wall Anchor



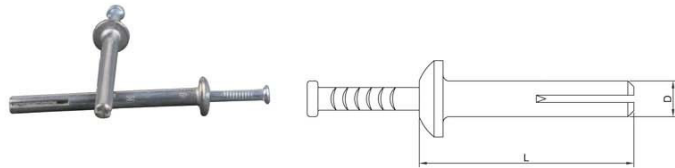
Material: Carbon Steel  
Surface: Plain, Yellow Zinc, White Zinc  
OEM is available if customers provide drawings or samples.

CODE	SIZE	D (MM)	L (MM)	UNIT WEIGHT G/PC
INT11417/432	M4-0.7x32	4	32	9.50
INT11417/438	M4-0.7x38	4	38	10.50
INT11417/552	M5-0.8x52	5	52	22.00

# ANCHORS

NANTONG INTLEVEL TRADE CO., LTD.

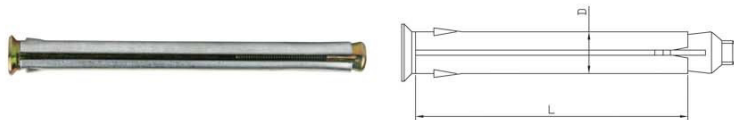
## Zinc Alloy Nails In Anchor



Material: Zinc alloy  
Surface: Self Color/ Zinc Plated  
OEM is available if customers provide drawings or samples.

CODE	SIZE	D (MM)	L (MM)	UNIT WEIGHT G/PC
INT11410/640	6X40	6	40	9.80
INT11410/650	6X50	6	50	12.00
INT11410/665	6X65	6	65	14.60

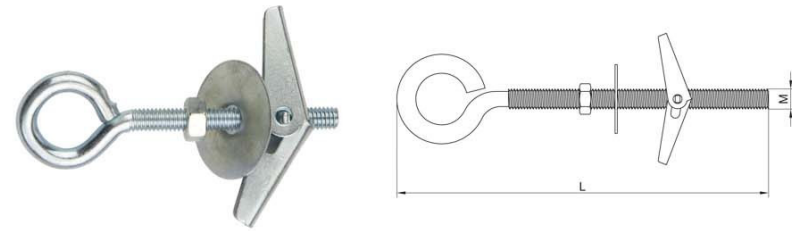
## Metal Frame Anchor



Material: Carbon steel  
Surface: Yellow Zinc, White Zinc  
OEM is available if customers provide drawings or samples.

CODE	SIZE	D (MM)	L (MM)	UNIT WEIGHT G/PC
INT11409/08072	M5x8x72	8	72	20.30
INT11409/08092	M5x8x92	8	92	28.00
INT11409/08112	M5x8x112	8	112	29.60
INT11409/08132	M5x8x132	8	132	34.10
INT11409/08152	M5x8x152	8	152	41.20
INT11409/08172	M5x8x172	8	172	49.90
INT11409/10072	M6x10x72	10	72	29.40
INT11409/10092	M6x10x92	10	92	36.40
INT11409/10112	M6x10x112	10	112	40.60
INT11409/10132	M6x10x132	10	132	47.60
INT11409/10152	M6x10x152	10	152	54.40
INT11409/10182	M6x10x182	10	182	61.00
INT11409/10202	M6x10x202	10	202	70.50

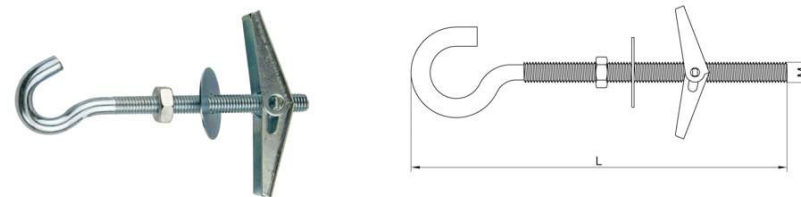
## Spring Toggle With Machine Screws



Material: Carbon steel  
Surface: Yellow Zinc, White Zinc  
OEM is available if customers provide drawings or samples.

CODE	SIZE	UNIT WEIGHT G/PC
INT11440/4080	M4x80	16.1
INT11440/5080	M5x80	28.4
INT11440/6080	M6x80	31

## Spring Toggle With C Hook Bolts



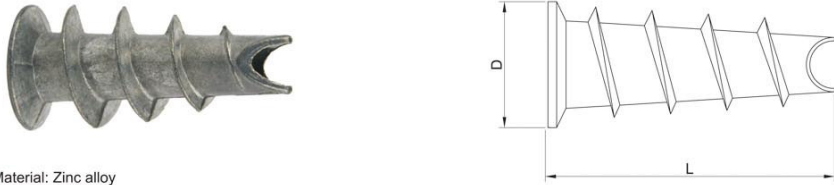
Material: Carbon steel  
Surface: Yellow Zinc, White Zinc  
OEM is available if customers provide drawings or samples.

CODE	SIZE	UNIT WEIGHT G/PC
INT11439/4080	M4x80	14.1
INT11439/5080	M5x80	22
INT11439/6080	M6x80	29

# ANCHORS

NANTONG INTLEVEL TRADE CO., LTD.

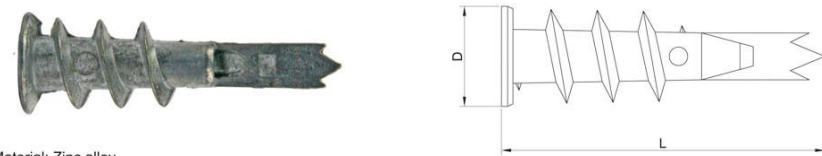
## Zamak Selfdrilling Anchor, Point.C



Material: Zinc alloy  
Surface: Plain  
OEM is available if customers provide drawings or samples.

CODE	SIZE	D (MM)	L (MM)	UNIT WEIGHT G/PC
INT11420/1532	15x32	15	32	5.80


## Zamak Selfdrilling Anchor, Point.W



Material: Zinc alloy  
Surface: Plain  
OEM is available if customers provide drawings or samples.

CODE	SIZE	D (MM)	L (MM)	UNIT WEIGHT G/PC
INT11418/1232	12x32	12	32	4.80

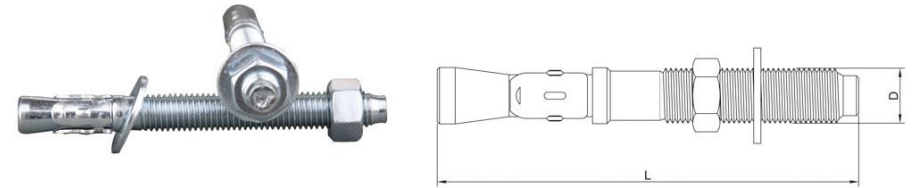
## Zamak Selfdrilling Anchor, Point.A



Material: Zinc alloy  
Surface: Plain  
OEM is available if customers provide drawings or samples.

CODE	SIZE	D (MM)	L (MM)	UNIT WEIGHT G/PC
INT11419/1438	14x38	14	38	7

## Wedge Anchor With Nut+Washer



Material: Carbon Steel, Stainless Steel  
Surface: Zinc Plated, Clean, HDG  
OEM: OEM is available if you provide a drawing or sample

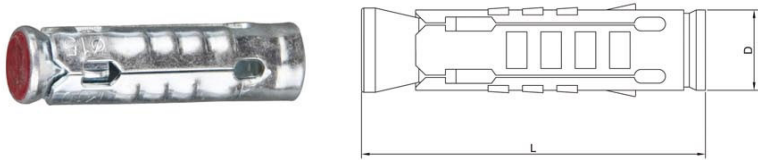
CODE	SIZE	D (MM)	L (MM)	UNIT WEIGHT G/PC
INT11431/M08100	M8-1.25x100	8	100	36.86
INT11431/M10065	M10-1.5x65	10	65	46.66
INT11431/M10080	M10-1.5x80	10	80	54.01
INT11431/M10090	M10-1.5x90	10	90	57.88
INT11431/M10100	M10-1.5x100	10	100	62.88
INT11431/M10120	M10-1.5x120	10	120	73.29
INT11431/M12070	M12-1.75x70	12	70	71.3
INT11431/M12100	M12-1.75x100	12	100	92.3
INT11431/M12120	M12-1.75x120	12	120	105.8
INT11431/M12130	M12-1.75x130	12	130	111.8
INT11431/M12150	M12-1.75x150	12	150	125.9
INT11431/M16090	M16-2.0x90	16	90	156.02
INT11431/M16120	M16-2.0x120	16	120	195.72
INT11431/M16150	M16-2.0x150	16	150	235.52
INT11431/M16200	M16-2.0x200	16	200	302.5

CODE	SIZE	D (MM)	L (MM)	UNIT WEIGHT G/PC
INT11431/14134	1/4-20x1-3/4	1/4"	1-3/4"	13.51
INT11431/14214	1/4-20x2-1/4	1/4"	2-1/4"	15.75
INT11431/51620	5/16-18x2	5/16"	2"	25.14
INT11431/516314	5/16-18x3-1/4	5/16"	3-1/4"	34
INT11431/516414	5/16-18x4-1/4	5/16"	4-1/4"	44.5
INT11431/38214	3/8-16x2-1/4	3/8"	2-1/4"	37.48
INT11431/38500	3/8-16x5	3/8"	5"	66.83
INT11431/12400	1/2-13x4	1/2"	4"	19.9
INT11431/12414	1/2-13x4-1/4	1/2"	4-1/4"	110.08
INT11431/34414	3/4-10x4-1/4	3/4"	4-1/4"	31
INT11431/34614	3/4-10x6-1/4	3/4"	6-1/4"	61
INT11431/58312	5/8-11x3-1/2	5/8"	3-1/2"	162.66
INT11431/58600	5/8-11x6	5/8"	6"	241
INT11431/34700	3/4-10x7	3/4"	7"	410.8
INT11431/34812	3/4-10x8-1/2	3/4"	8-1/2"	496.8

# ANCHORS

NANTONG INTLEVEL TRADE CO., LTD.

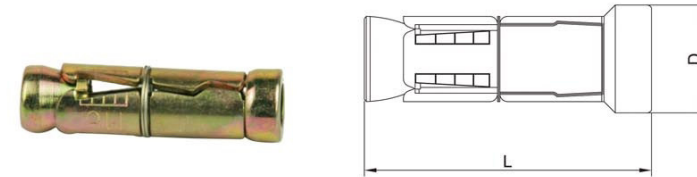
## One Piece Shield Anchor



Material: Carbon steel  
Surface: Yellow Zinc, White Zinc  
OEM is available if customers provide drawings or samples.

CODE	SIZE	D (MM)	L (MM)	UNIT WEIGHT G/PC
INT11427/06	M6x45x0.7x1	6	45	8.10
INT11427/08	M8x50x0.9x12	8	50	14.50
INT11427/10	M10x55x1.2x1	10	55	24.40
INT11427/12	M12x75x1.3x18	12	75	44.20

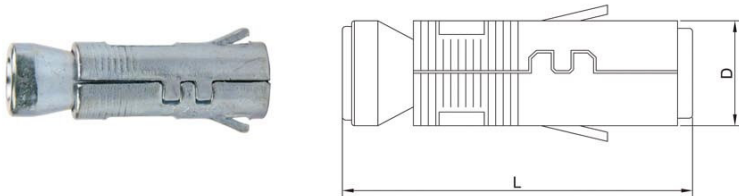
## Three Pieces Shield Anchor



Material: Carbon steel  
Surface: Yellow Zinc, White Zinc  
OEM is available if customers provide drawings or samples.

CODE	SIZE	D (MM)	L (MM)	UNIT WEIGHT G/PC
INT11429/06	M6x45x1.5x12	6	45	17.2
INT11429/08	M8x50x1.8x14	8	50	26.5
INT11429/10	M10x60x2.0x17	10	60	36.5
INT11429/12	M12x75x2.3x20	12	75	67.4

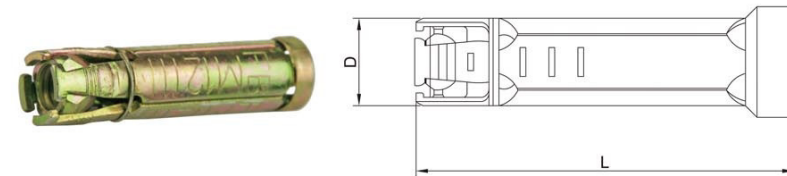
## Two Pieces Shield Anchor



Material: Carbon steel  
Surface: Yellow Zinc, White Zinc  
OEM is available if customers provide drawings or samples.

CODE	SIZE	D (MM)	L (MM)	UNIT WEIGHT G/PC
INT11428/06	M6x40x1.4x12	6	40	16.7
INT11428/08	M8x45x1.4x16	8	45	22.4
INT11428/10	M10x60x1.4x16	10	60	34.5
INT11428/12	M12x70x1.8x20	12	70	67.2

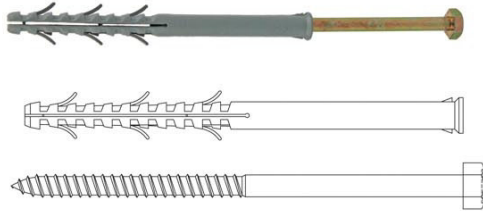
## Four Pieces Shield Anchor



Material: Carbon steel  
Surface: Yellow Zinc, White Zinc  
OEM is available if customers provide drawings or samples.

CODE	SIZE	D (MM)	L (MM)	UNIT WEIGHT G/PC
INT11430/06	M6x40x1.2x10	6	40	10.3
INT11430/08	M8x50x1.5x14	8	50	20.0
INT11430/10	M10x60x1.8x16	10	60	32.0
INT11430/12	M12x80x1.8x20	12	80	67.5

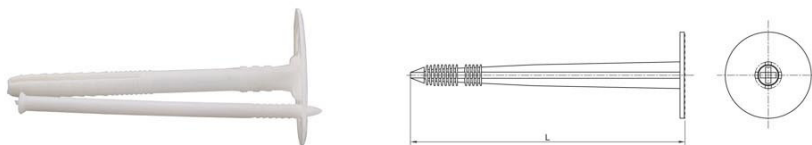
## PA Frame Fixing+Coach Screw



Material: Nylon/Steel  
Surface: Self Color/ Zinc Plated  
OEM is available if customers provide drawings or samples.

CODE	SIZE	UNIT WEIGHT G/PC
INT11702/10100	10x100-7.0x105	30.8
INT11702/10115	10x115-7.0x120	35.35
INT11702/10135	10x135-7.0x140	41.35
INT11702/10160	10x160-7.0x165	48.8
INT11702/10180	10x180-7.0x185	54.8
INT11702/10200	10x200-7.0x205	60.8

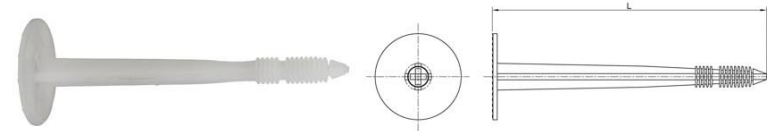
## PP Insulation Plug+Plastic Nail



Material: Plastic,PP  
Surface: Self Color  
OEM is available if customers provide drawings or samples.

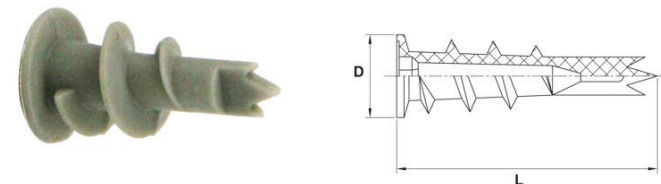
CODE	SIZE	UNIT WEIGHT G/PC
INT11436/10070	10x70	6.8
INT11436/10090	10x90	9.5
INT11436/10110	10x110	10.5
INT11436/10130	10x130	11.3

## PP Insulation Plug



CODE	SIZE	UNIT WEIGHT G/PC
INT11444/08080	8x80	3.375
INT11444/08100	8x100	4.38
INT11444/08110	8x110	4.92
INT11444/08130	8x130	5.92

## PA Speed Anchor ,Point. W



CODE	SIZE	UNIT WEIGHT G/PC
INT11441/1428	14x28	1.3
INT11441/1342	13x42	1.6

## PA Speed Anchor ,Flat Type



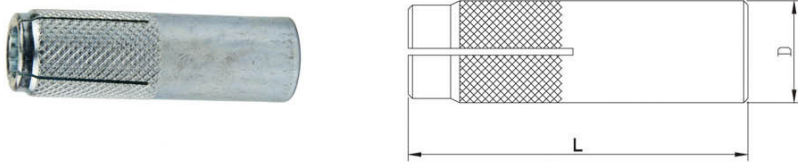
Material: PA  
Surface: Plain  
OEM is available if customers provide drawings or samples.

CODE	SIZE	UNIT WEIGHT G/PC
INT11443/1423	14x25	1.4

# ANCHORS

NANTONG INTLEVEL TRADE CO., LTD.

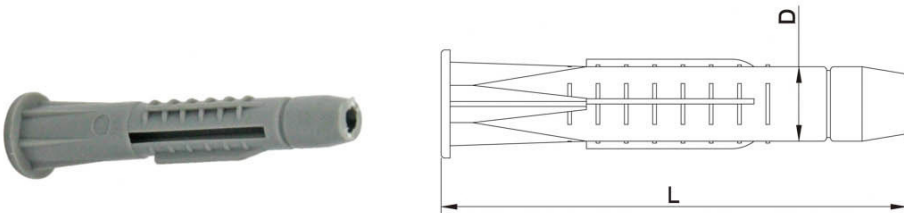
## Drop In Anchor(Type A)



Material: Carbon Steel  
Body Type: Knurled, Round  
Surface: Zinc Plated  
OEM: OEM is available if you provide a drawing or sample

CODE	SIZE	D (MM)	L (MM)	UNIT WEIGHT G/PC
INT11408/M60825	M6x8x25	8	25	6.30
INT11408/M81030	M8x10x30	10	30	11.50
INT11408/M101240	M10x12x40	12	40	21.00
INT11408/M121650	M12x16x50	16	50	54.00
INT11408/M162065	M16x20x65	20	65	103.00
INT11408/M202580	M20x25x80	25	80	206.00
INT11408/58065	5/8-11x20x65	20	65	130.00
INT11408/38040	3/8-16x12x40	12	40	22.00
INT11408/51630	5/16-18x10x30	10	30	11.50

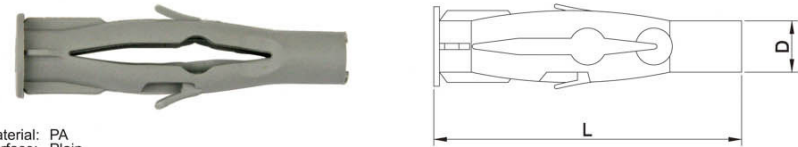
## PE Universal Expansion Plug



Material: PE  
Surface: Plain  
OEM: OEM is available if you provide a drawing or sample

CODE	SIZE	D (MM)	L (MM)	UNIT WEIGHT G/PC
INT11423/10061	10x61	10	61	2.29
INT11423/08051	8x51	8	51	1.25
INT11423/06038	6x38	6	38	0.53

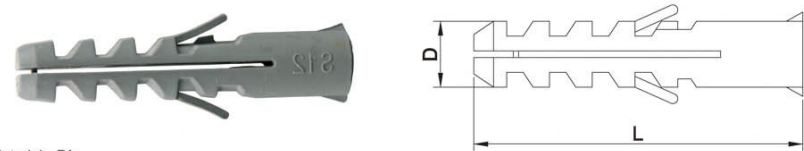
## PA Universal Expansion Plug



Material: PA  
Surface: Plain  
OEM: OEM is available if you provide a drawing or sample

CODE	SIZE	D (MM)	L (MM)	UNIT WEIGHT G/PC
INT11422/10060	10x60	10	60	3.80
INT11422/08050	8x50	8	50	2.00
INT11422/06035	6x35	6	35	0.70

## PA Rimless Screw Plug(Dark Grey)



Material: PA  
Surface: Plain  
OEM: OEM is available if you provide a drawing or sample

CODE	SIZE	D (MM)	L (MM)	UNIT WEIGHT G/PC
INT11421/05025	5x25	5	25	0.31
INT11421/06030	6x30	6	60	0.55
INT11421/08040	8x40	8	40	1.3
INT11421/10050	10x50	10	50	2.3
INT11421/12060	12x60	12	60	4

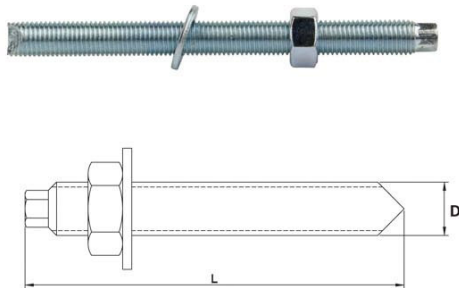
## PA Speed Anchor ,Point.A



Material: PA  
Surface: Plain  
OEM is available if customers provide drawings or samples.

CODE	SIZE	UNIT WEIGHT G/PC
INT11442/1035	10x35	0.7
INT11442/1432	14x32	1.325
INT11442/1442	13x42	1.7

## Hexagon Head Chemical Stud+Nut+Washer



Material: Carbon Steel, Stainless Steel  
Surface: Zinc Plated, Clean, HDG  
OEM: OEM is available if you provide a drawing or sample

CODE	SIZE	D (MM)	L (MM)	UNIT WEIGHT G/PC
INT11411/M0670	M6-1.0x70	6	70	15.19
INT11411/M08100	M8-1.25x100	8	100	37.64
INT11411/M08110	M8-1.25x110	8	110	39.23
INT11411/M10110	M10-1.5x110	10	110	67.98
INT11411/M10130	M10-1.5x130	10	130	74.17
INT11411/M12115	M12-1.75x115	12	115	105.72
INT11411/M12160	M12-1.75x160	12	160	129.67
INT11411/M12220	M12-1.75x220	12	220	186.58
INT11411/M16165	M16-2.0x165	16	165	258.12
INT11411/M16190	M16-2.0x190	16	190	290
INT11411/M20220	M20-2.5x220	20	220	527.61
INT11411/M20260	M20-2.5x260	20	260	608
INT11411/M24300	M24-3.0x300	24	300	1000

CODE	SIZE	D (INCH)	L (MM)	UNIT WEIGHT G/PC
INT11411/38130	3/8-16x130	3/8"	130	72.4
INT11411/12160	1/2-13x160	1/2"	160	148
INT11411/12220	1/2-13x220	1/2"	220	194
INT11411/58300	5/8-11x300	5/8"	300	468
INT11411/34270	3/4-10x270	3/4"	270	574.1
INT11411/34235	3/4-10x235	3/4"	235	509.3
INT11411/10300	1-8x300	1"	300	1194.2

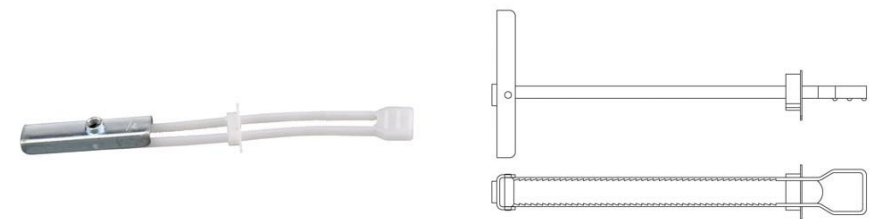
## Nylon Wing Toggle with Self Tapping Screws



Material: PA & Carbon Steel  
Surface: PA Plain & Zinc Plated  
OEM: OEM is available if you provide a drawing or sample

CODE	SIZE	UNIT WEIGHT G/PC
INT11424/363945	36mm x 3.9 x 45L	6.05
INT11424/283945	28mm x 3.9 x 45L	6.15

## PA Snap Toggle With Pan Machine Screw



Material: PA & Carbon Steel  
Surface: PA Plain & Zinc Plated  
OEM: OEM is available if you provide a drawing or sample

CODE	SIZE	UNIT WEIGHT G/PC
INT11425/31600	3/16"	20.50
INT11425/14000	1/4"	24.50

# FASTENERS

NANTONG INTLEVEL TRADE CO., LTD.



## DIN975 Thread Rods



Material: Carbon steel  
Surface: Plain or zinc plated  
OEM is available if customers provide drawings or samples.

CODE	D(MM)	L(MM)	CODE	D(MM)	L(MM)
INT10801/M3	3	1000-3000	INT10801/M16	16	1000-3000
INT10801/M4	4	1000-3000	INT10801/M18	18	1000-3000
INT10801/M5	5	1000-3000	INT10801/M20	20	1000-3000
INT10801/M6	6	1000-3000	INT10801/M22	22	1000-3000
INT10801/M8	8	1000-3000	INT10801/M24	24	1000-3000
INT10801/M10	10	1000-3000	INT10801/M27	27	1000-3000
INT10801/M12	12	1000-3000	INT10801/M30	30	1000-3000
INT10801/M14	14	1000-3000	INT10801/M36	36	1000-3000

## Coach Screw/DIN571 Mild Steel



Material: Carbon steel  
Surface: zinc plated  
OEM is available if customers provide drawings or samples.

CODE	D(MM)	L(MM)
INT11206/5	5	25-70
INT11206/6	6	20-160
INT11206/7	7	30-140
INT11206/8	8	25-300
INT11206/10	10	30-300
INT11206/12	12	40-260
INT11206/16	16	50-260

# FASTENERS

NANTONG INTLEVEL TRADE CO., LTD.

## DIN9021 Washer



Material: Carbon steel  
Surface: zinc plated  
OEM is available if customers provide drawings or samples.

CODE	SIZE	UNIT WEIGHT G/PC	CODE	SIZE	UNIT WEIGHT G/PC
INT10201/M4	M4	0.774	INT10201/M12	M12	22.2
INT10201/M5	M5	1.46	INT10201/M14	M14	31.6
INT10201/M6	M6	2.79	INT10201/M16	M16	40.9
INT10201/M8	M8	6.23	INT10201/M18	M18	67.4
INT10201/M10	M10	12.2	INT10201/M20	M20	76.8

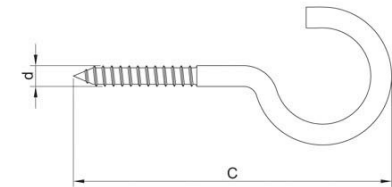
## DIN934 Hex Nut



Material: Carbon steel  
Surface: Plain or zinc plated  
OEM is available if customers provide drawings or samples.

CODE	SIZE	UNIT WEIGHT G/PC	CODE	SIZE	UNIT WEIGHT G/PC
INT10902/M4	M4-0.7	0.685	INT10902/M18	M18-2.5	44
INT10902/M5	M5-0.8	1.04	INT10902/M20	M20-2.5	58.8
INT10902/M6	M6-1.0	2.22	INT10902/M22	M22-2.5	70.2
INT10902/M8	M8-1.25	4.7	INT10902/M24	M24-3.0	103
INT10902/M10	M10-1.5	10.4	INT10902/M27	M27-3.0	153.2
INT10902/M12	M12-1.75	15.3	INT10902/M30	M30-3.5	208.3
INT10902/M14	M14-2.0	22.5	INT10902/M33	M33-3.5	288
INT10902/M16	M16-2.0	30.7	INT10902/M36	M36-4.0	393

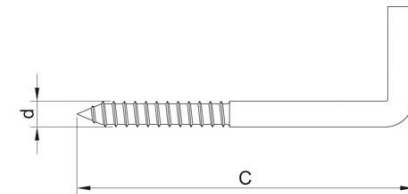
## C Hook Wood Screw



Material: Carbon steel  
Surface: zinc plated  
OEM is available if customers provide drawings or samples.

CODE	SIZE	UNIT WEIGHT G/PC
INT11201/3550	3.5x13x50	2.9
INT11201/0460	4x12x60	4.6
INT11201/0570	5x17x70	8.8
INT11201/0690	6x18x90	15.6

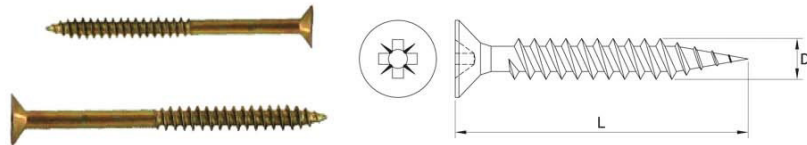
## L Hook Wood Screw



Material: Carbon steel  
Surface: zinc plated  
OEM is available if customers provide drawings or samples.

CODE	SIZE	UNIT WEIGHT G/PC
INT11202/3537	3.5X37	1.8
INT11202/0445	4X45	3.2
INT11202/0560	5X60	6.7
INT11202/0670	6X70	10.85
INT11202/7590	7.5X90	23

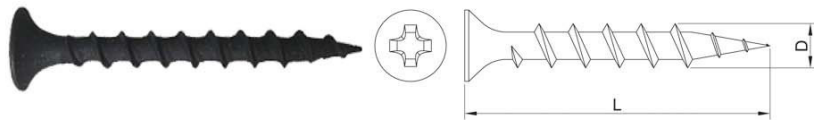
## Chipboard Screw/Pozi Double CSK 1022 CE



Material: Carbon steel  
Surface: zinc plated  
OEM is available if customers provide drawings or samples.

CODE	SIZE	UNIT WEIGHT G/PC	CODE	SIZE	UNIT WEIGHT G/PC	CODE	SIZE	UNIT WEIGHT G/PC
INT11501/25016	2.5x16	0.38	INT11501/35050	3.5x50	1.94	INT11501/50030	5.0x30	2.57
INT11501/30012	3X12	0.44	INT11501/35060	3.5x60	2.35	INT11501/50050	5.0x50	4.1
INT11501/30016	3X16	0.55	INT11501/40035	4.0x35	1.94	INT11501/50055	5.0x55	4.39
INT11501/30020	3X20	0.67	INT11501/40045	4.0x45	2.28	INT11501/50070	5.0x70	5.61
INT11501/30030	3X30	0.95	INT11501/45030	4.5X30	2.06	INT11501/50080	5.0x80	6.64
INT11501/30040	3X40	1.24	INT11501/45040	4.5X40	2.69	INT11501/50120	5.0x120	9.97
INT11501/35012	3.5X12	0.61	INT11501/45050	4.5X50	3.33	INT11501/60050	6.0x50	6.6
INT11501/35016	3.5x16	0.74	INT11501/45060	4.5X60	3.77	INT11501/60070	6.0x70	9.01
INT11501/35030	3.5x30	1.24	INT11501/45070	4.5X70	4.8	INT11501/60080	6.0x80	10.95
INT11501/35040	3.5x40	1.65	INT11501/45080	4.5X80	5.19	INT11501/60160	6.0x160	19.84

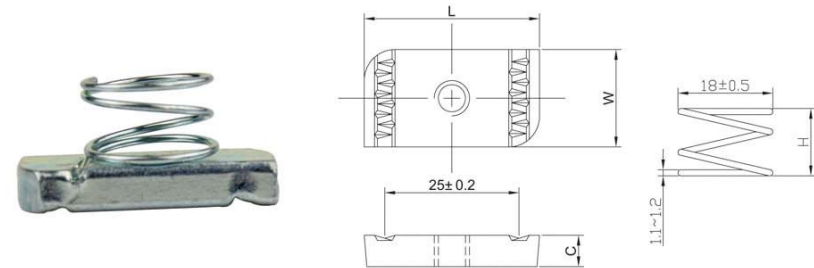
## Drywall Screw/Ph#2 Bulge Head CE



Material: Carbon steel  
Surface: zinc plated or Phosphate  
Thread: Fine or Coarse  
OEM is available if customers provide drawings or samples.

CODE	SIZE	UNIT WEIGHT G/PC	CODE	SIZE	UNIT WEIGHT G/PC
INT11502/35016	3.5x16/10	1	INT11502/42070	4.2x70/50	4.35
INT11502/35019	3.5x19/13	1.08	INT11502/42076	4.2x76/50	4.8
INT11502/35025	3.5x25/19	1.2	INT11502/48090	4.8x90/60	7.5
INT11502/35032	3.5x32/26	1.68	INT11502/48100	4.8x100/60	8.4
INT11502/35038	3.5x38/32	1.9	INT11502/48120	4.8x120/60	10
INT11502/35041	3.5x41/34	2.01	INT11502/48127	4.8x127/60	10.84
INT11502/35050	3.5x50/44	2.42	INT11502/48152	4.8x152/60	12.98

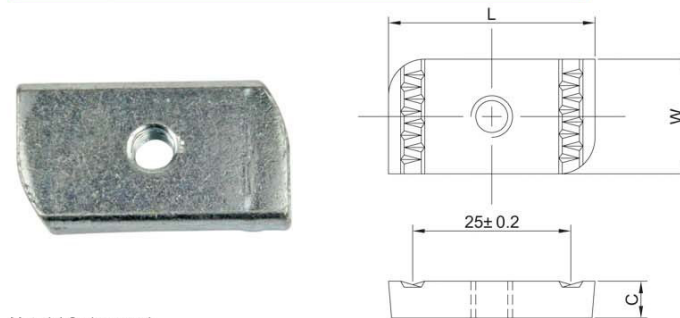
## Short Spring Channel Nut



Material: Carbon steel  
Surface: zinc plated  
OEM is available if customers provide drawings or samples.

CODE	SIZE	H (MM)	C(MM)	UNIT WEIGHT G/PC
INT10908/M6	M6-1.0-6Hx6.0	10	6	29
INT10908/M8	M8-1.25-6Hx6.0	10	6	28
INT10908/M10	M10-1.5-6Hx8.0	10	8	36
INT10908/M12	M12-6Hx9.2	10	9.2	40

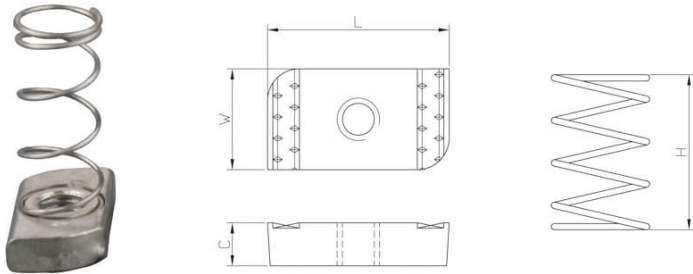
## Channel Nut Without Spring



Material: Carbon steel  
Surface: zinc plated  
OEM is available if customers provide drawings or samples.

CODE	SIZE	L (MM)	W(MM)	UNIT WEIGHT G/PC
INT10907/M6	M6-1.0-6Hx6.0	35	6	28
INT10907/M8	M8-1.25-6Hx6.0	35	6	27
INT10907/M10	M10-1.5-6Hx8.0	35	8	34
INT10907/M12	M12-6Hx9.2	35	9.2	33

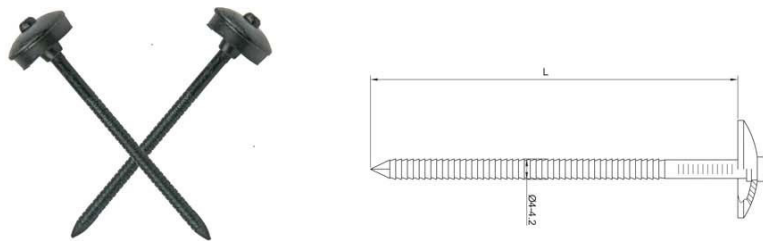
## Long Spring Channel Nut



Material: Carbon steel  
Surface: zinc plated  
OEM is available if customers provide drawings or samples.

CODE	SIZE	H (MM)	C(MM)	UNIT WEIGHT G/PC
INT10909/M6	M6-1.0-6Hx6.0	38	6	30
INT10909/M8	M8-1.25-6Hx6.0	38	6	27
INT10909/M10	M10-1.5-6Hx8.0	38	8	36
INT10909/M12	M12-1.75-6Hx9.2	38	9.2	35.5

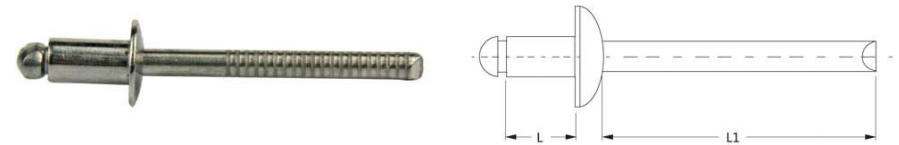
## Twisted Roofing Nail With Washer



Material: Carbon steel  
Surface: zinc plated or HDG  
OEM is available if customers provide drawings or samples.

CODE	D(MM)	UNIT WEIGHT G/PC
INT10305/37075	3.7x75	11.8
INT10305/37110	3.7x110	13.2

## Blind Rivet Open Protrude Dome Head

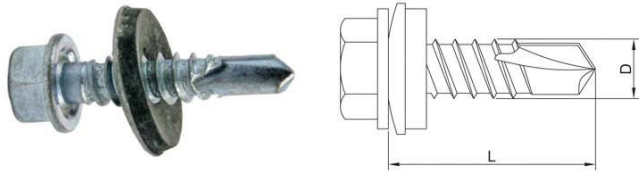


Material: Carbon steel  
Surface: zinc plated  
OEM is available if customers provide drawings or samples.

CODE	D(MM)	UNIT WEIGHT G/PC
INT11101/0308	3x8	0.977
INT11101/0310	3x10	0.999
INT11101/0312	3x12	1.1
INT11101/3206	3.2x6	0.96
INT11101/3208	3.2x8	1
INT11101/3210	3.2x10	1.03
INT11101/3212	3.2x12	1.15
INT11101/0406	4x6	1.51
INT11101/0408	4x8	1.55
INT11101/0410	4x10	1.59
INT11101/0412	4x12	1.75
INT11101/0416	4x16	1.95
INT11101/0420	4x20	2.19
INT11101/4808	4.8x8	2.28
INT11101/4810	4.8x10	2.51
INT11101/4812	4.8x12	2.58
INT11101/4816	4.8x16	2.87
INT11101/4818	4.8x18	3.15



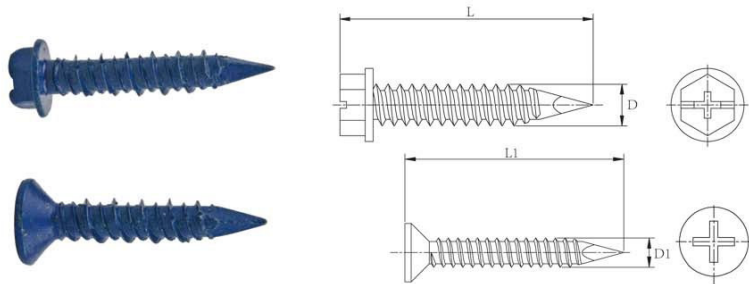
## Drilling Screws With EPDM



Material: Carbon Steel  
 Drill point: 1#, 2#, 3#, 4#, 5#  
 Diameter: #6-#14  
 Length: 1/2"-6"  
 Surface: Zinc Plated  
 OEM: OEM is available if you provide a drawing or sample

CODE	SIZE	D	L
INT11504/12034	12x3/4-3#	12#	3/4"
INT11504/12100	12x1-3#	12#	1"
INT11504/12212	12x2-1/2-3#	12#	2-1/2"
INT11504/14034	14x3/4-3#	14#	3/4"
INT11504/14212	14x2-1/2-3#	14#	2-1/2"

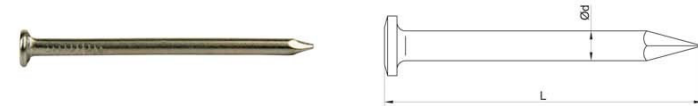
## Hi-Low Thread, Concrete Screws



Material: Carbon Steel  
 Technical: Salt Spray Test, Support 500hours  
 Thread: Hi-Low Thread  
 Surface: organic + metallic coating  
 OEM: OEM is available if you provide a drawing or sample

CODE	SIZE	D(INCH)	L(INCH)	CODE	SIZE	D(INCH)	L(INCH)
INT10302/316114	3/16x1-1/4	3/16	1-1/4	INT10302/14234	1/4x2-3/4	1/4	2-3/4
INT10302/316134	3/16x1-3/4	3/16	1-3/4	INT10302/14400	1/4x4	1/4	4
INT10302/14134	1/4x1-3/4	1/4	1-3/4	INT10302/14500	1/4x5	1/4	5

## Concrete Nails



Material: Medium Carbon Steel  
 Surface: Zinc Plated, Nickel Plated  
 OEM: OEM is available if you provide a drawing or sample

CODE	SIZE	D	L
INT10304/18200	1.8x20	1.8mm	20mm
INT10304/18250	1.8x25	1.8mm	25mm
INT10304/18280	1.8x28	1.8mm	28mm
INT10304/24250	2.4x25	2.4mm	25mm
INT10304/24320	2.4x32	2.4mm	32mm
INT10304/25300	2.5x30	2.5mm	30mm
INT10304/25250	2.5x25	2.5mm	25mm
INT10304/27180	2.7x18	2.7mm	18mm
INT10304/27250	2.7x25	2.7mm	25mm
INT10304/27300	2.7x30	2.7mm	30mm
INT10304/30400	3x40	3mm	40mm

CODE	SIZE	D	L
INT10304/30600	3x60	3mm	60mm
INT10304/30650	3x65	3mm	65mm
INT10304/34450	3.4x45	3.4mm	45mm
INT10304/34550	3.4x55	3.4mm	55mm
INT10304/34650	3.4x65	3.4mm	65mm
INT10304/34700	3.4x70	3.4mm	70mm
INT10304/35550	3.5x55	3.5mm	55mm
INT10304/30200	3x2"	3mm	2"
INT10304/24114	2.4x1-1/4"	2.4mm	1-1/4"
INT10304/34212	3.4x2-1/2"	3.4mm	2-1/2"
INT10304/39314	3.9x3-1/4"	3.9mm	3-1/4"

## Sleeve Nut



Material: Carbon Steel  
 Head Type: Flat head, small head, csk head  
 Body: round, knurled, hexagon, blind  
 Surface: Zinc Plated  
 OEM: OEM is available if you provide a drawing or sample

CODE	SIZE	D	L(MM)
INT10109/M4070	M4-0.7x9.7	M4	9.7
INT10109/M5080	M5-0.8x12	M5	12
INT10109/M6100	M6-1.0x14	M6	14
INT10109/M8125	M8-1.25x16.6	M8	16.6
INT10109/M10150	M10-1.5x19.7	M10	19.7

## PD Type Drive Pin



Head Diameter: 7.6mm  
Diameter: 3.7mm

CODE	L	CODE	L
PD13S 8	13mm	PD38S 8	38mm
PD19S 8	19mm	PD51S 8	51mm
PD25S 8	25mm	PD63S 8	63mm
PD32S 8	32mm	PD76S 8	76mm

## JP Type Drive Pin



Head Diameter: 7.6mm  
Diameter: 3.7mm

CODE	Pipe card size	Pipe card width	L
JP-100-12S	1/2"	22mm	25mm
JP-100-34S	3/4"	22mm	25mm
JP-100-100S	1"	22mm	25mm

## ZK6 Type Drive Pin



Head Diameter: 6mm  
Diameter: 3.7mm

CODE	Hole Diameter	Length	Total Length
ZK6-11-30S6-ZK6-11-50S6	3.2mm	30-50mm	41-60mm

## HM6/HM8/HM10 Type Drive Pin



Threads can be customized to 1/4"-20 or 3/8"-16UNC thread according to user requirements  
Knurled shank only for steel substrates

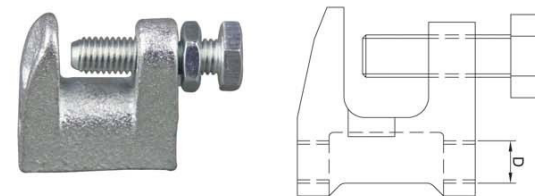
CODE	Thread length	Diameter	Length
HM6-11-12S12	11mm	3.7mm	12mm
HM6-20-12S12	20mm	3.7mm	12mm
HM6-15-14S8	15mm	4.5mm	14mm
HM8-30-14S8	30mm	4.5mm	14mm
HM8-24-13S10	24mm	5.2mm	15mm
HM10-30-15S10	30mm	5.2mm	15mm

# CLAMPS

NANTONG INTLEVEL TRADE CO., LTD.

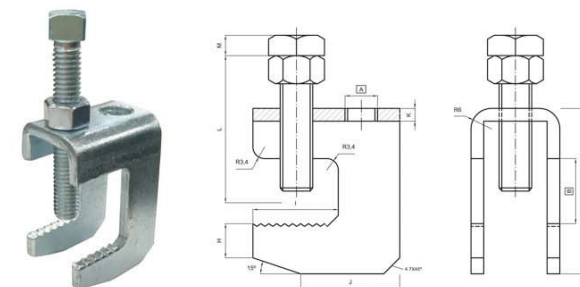


## Beam Clamp with Bolt & Nut



Material: Cast Malleable Steel  
 Surface: zinc plated, HDG  
 OEM is available if customers provide drawings or samples.

CODE	SIZE	UNIT WEIGHT G/PC
INT11901/08	M8-1.25	110
INT11901/10	M10-1.5	160
INT11901/12	M12-1.75	230
INT11901/09	M8-1.25(9)	110
INT11901/11	M10-1.5(11)	160
INT11901/13	M12-1.75 (13)	230



Material: Carbon Steel  
 Surface: Zinc Plated, min. 5µm  
 Packing: Packed in Neutral boxes + Neutral cartons + pallets  
 OEM is available if customers provide drawings or samples.

CODE	Specification	A(Inch)	B(Inch)	C(mm)	Bolt	Nut
INT10901/1434	1/4" x 3/4"	1/4"	3/4"	49	3/8"x2"	3/8"
INT10901/3834	3/8" x 3/4"	3/8"	3/4"	49	3/8"x2"	3/8"
INT10901/38114	3/8" x 1-1/4"	3/8"	1-1/4"	62	3/8"x2-1/2"	3/8"
INT10901/12114	1/2" x 1-1/4"	1/2"	1-1/4"	62	3/8"x2-1/2"	3/8"

# CLAMPS

NANTONG INTLEVEL TRADE CO., LTD.

## Reinforced Pipe Clamp



Material: Carbon steel, Stainless Steel  
Surface: zinc plated, HDG, Plain  
OEM is available if customers provide drawings or samples.

CODE	SIZE	UNIT WEIGHT G/PC
INT10501/006	6-12x9mm	10
INT10501/008	8-14x9mm	12
INT10501/010	10-16x9mm	13
INT10501/012	12-20x9mm	14
INT10501/016	16-25x9mm	15
INT10501/020	20-32x9mm	17
INT10501/025	25-40x9mm	22
INT10501/030	30-45x9mm	23
INT10501/040	40-60x9mm	24

CODE	SIZE	UNIT WEIGHT G/PC
INT10501/055	55-70x9mm	26
INT10501/065	65-80x9mm	27
INT10501/075	75-95x9mm	28
INT10501/090	90-110x9mm	40
INT10501/105	105-120x9mm	41
INT10501/115	115-130x9mm	42
INT10501/125	125-140x9mm	44
INT10501/140	140-160x9mm	60
INT10501/155	155-190x9mm	65

## American Type Hose Clamp



Material: Carbon Steel & Stainless Steel  
Surface: Zinc Plated  
Packing: Packed in PVC bags + Neutral cartons + pallets  
OEM is available if customers provide drawings or samples.

CODE	Band Width(mm)	Size(inch)	CODE	Band Width(mm)	Size(inch)
INT10701/81458	8	1/4"-5/8"	INT10701/127147212	12.7	1 4/7"-2 1/2"
INT10701/81278	8	1/2"-7/8"	INT10701/1272234	12.7	2"-2 3/4"
INT10701/81201	8	1/2"-1"	INT10701/1272143	12.7	2 1/4"-3
INT10701/812118	8	1/2"-1 1/8"	INT10701/127212314	12.7	2 1/2"-3 1/4"
INT10701/1271278	12.7	1/2"-7/8"	INT10701/127234312	12.7	2 3/4"-3 1/2"
INT10701/127121	12.7	1/2"-1"	INT10701/1273334	12.7	3"-3 3/4"
INT10701/12712118	12.7	1/2"-1 1/8"	INT10701/127312414	12.7	3 1/2"-4 1/4"
INT10701/12712114	12.7	1/2"-1 1/4"	INT10701/12745	12.7	4"-5"
INT10701/12734112	12.7	3/4"-1 1/2"	INT10701/12756	12.7	5"-6"
INT10701/12734134	12.7	3/4"-1 3/4"	INT10701/127512612	12.7	5 1/2"-6 1/2"
INT10701/12712	12.7	1"-2"	INT10701/12767	12.7	6"-7"

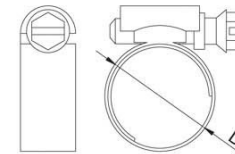
## Pipe Clamp



Material: Galvanized sheet  
Surface: Zinc Plated  
Packing: Packed in PVC bags + Neutral cartons + pallets  
OEM is available if customers provide drawings or samples.

CODE	Band Width(mm)	Size(inch)	CODE	Band Width(mm)	Size(inch)
INT10601/S038	16	3/8"	INT10601/D038	16	3/8"
INT10601/S012	16	1/2"	INT10601/D012	16	1/2"
INT10601/S034	16	3/4"	INT10601/D034	16	3/4"
INT10601/S001	18	1"	INT10601/D001	18	1"
INT10601/S114	22	1 1/4"	INT10601/D114	22	1 1/4"

## DIN3017 Hose Clamp



Material: Carbon steel  
Surface: zinc plated  
OEM is available if customers provide drawings or samples.

CODE	SIZE	UNIT WEIGHT G/PC
INT10401/15	(15-19)X20MM	73
INT10401/20	(20-24)X20MM	81
INT10401/25	(25-30)X20MM	89
INT10401/40	(40-45)X20MM	109
INT10401/48	(48-53)X20MM	120

CODE	SIZE	UNIT WEIGHT G/PC
INT10401/60	(60-64)X20MM	138
INT10401/68	(68-73)X20MM	143
INT10401/89	(89-91)X20MM	170
INT10401/113	(113-118)X20MM	217.85

# CLAMPS

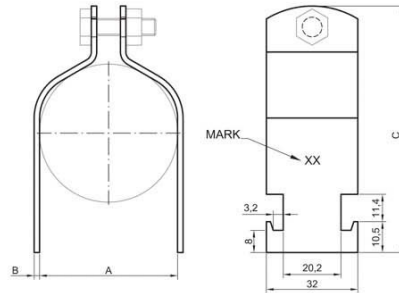
NANTONG INTLEVEL TRADE CO., LTD.

# CERTIFICATES

NANTONG INTLEVEL TRADE CO., LTD.



## Clamps with bolt & Nut



Material: Carbon Steel  
 Surface: Zinc Plated, min. 5µm  
 Packing: Packed in Neutral boxes + Neutral cartons + pallets  
 OEM is available if customers provide drawings or samples.

CODE	A(for tube)		B	C	Bolt
	Inch	mm			
INT10801/0012	1/2"	12.7	1.5	53.5	1/4x3/4"
INT10801/0034	3/4"	19.05	1.5	60.4	1/4x3/4"
INT10801/0001	1"	25.4	2	66.4	1/4x3/4"
INT10801/0114	1-1/4"	31.75	2	76	1/4x3/4"
INT10801/0112	1-1/2"	38.1	2	84.9	1/4x3/4"
INT10801/0002	2"	50.8	2	97.9	1/4x3/4"
INT10801/0212	2-1/2"	63.5	2.3	116.3	1/4x1-1/4"
INT10801/0003	3"	76.2	2.3	137.7	1/4x1-1/4"
INT10801/0004	4"	101.6	2.3	162	1/4x1-1/4"

